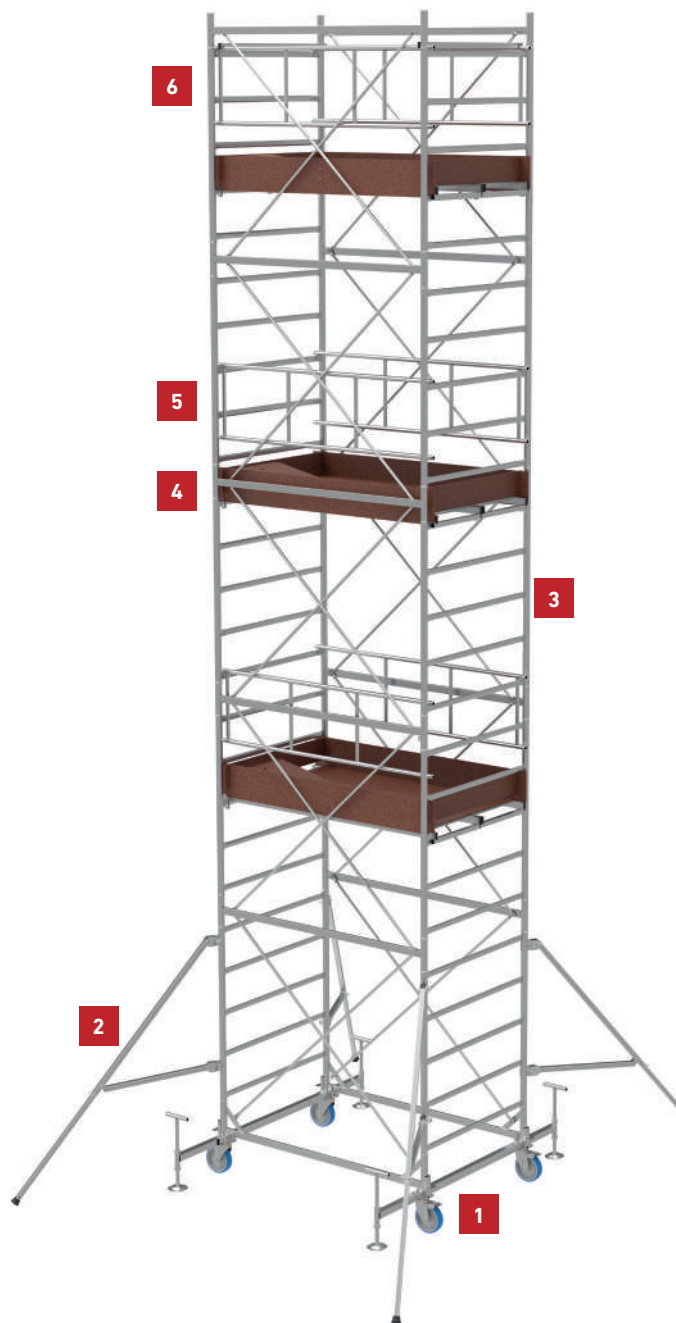


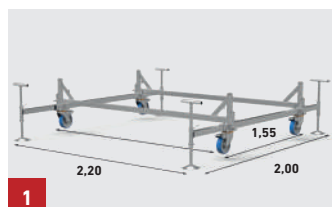


PONTI SU RUOTE A TORRE / ACCIAIO

SYSTEM 120x200




+ COMPONENTI



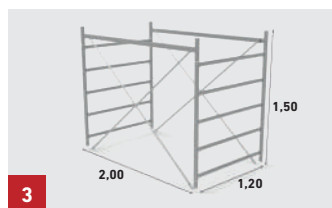
BASE

120x200
CODE 50009 / Kg 52 - Mc 0,20




4 STAFFE STABILIZZATRICI EN1004-1 CON GIUNTI

CODE 50006 / Kg 40 - Mc 0,03



ALZATA TORRE M 1,50

120x200
CODE 50010 / Kg 32 - Mc 0,19



PIANO LAVORO RESINATO CON STRUTTURA IN ACCIAIO ZINCATO 120x200

CODE 50012 / Kg 41 - Mc 0,20



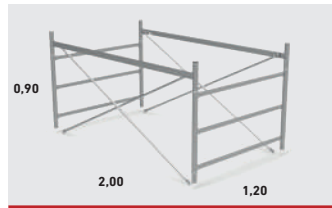
PARAPETTO INTERMEDIO EN 1004-1

/120x200
CODE 50174 / Kg 15 - Mc 0,10



PARAPETTO FINALE EN 1004-1

CODE 50013 / Kg 15 - Mc 0,10



OPTIONAL *Optional*

ALZATA TORRE M 0,90

CODE 50011 / Kg 24 - Mc 0,14



DIMENSIONI TORRE

m 1,20 x 2,00



PARAPETTO INTERMEDIO DL81/08

CODE 50001 / Kg 4,4 - Mc 0,01