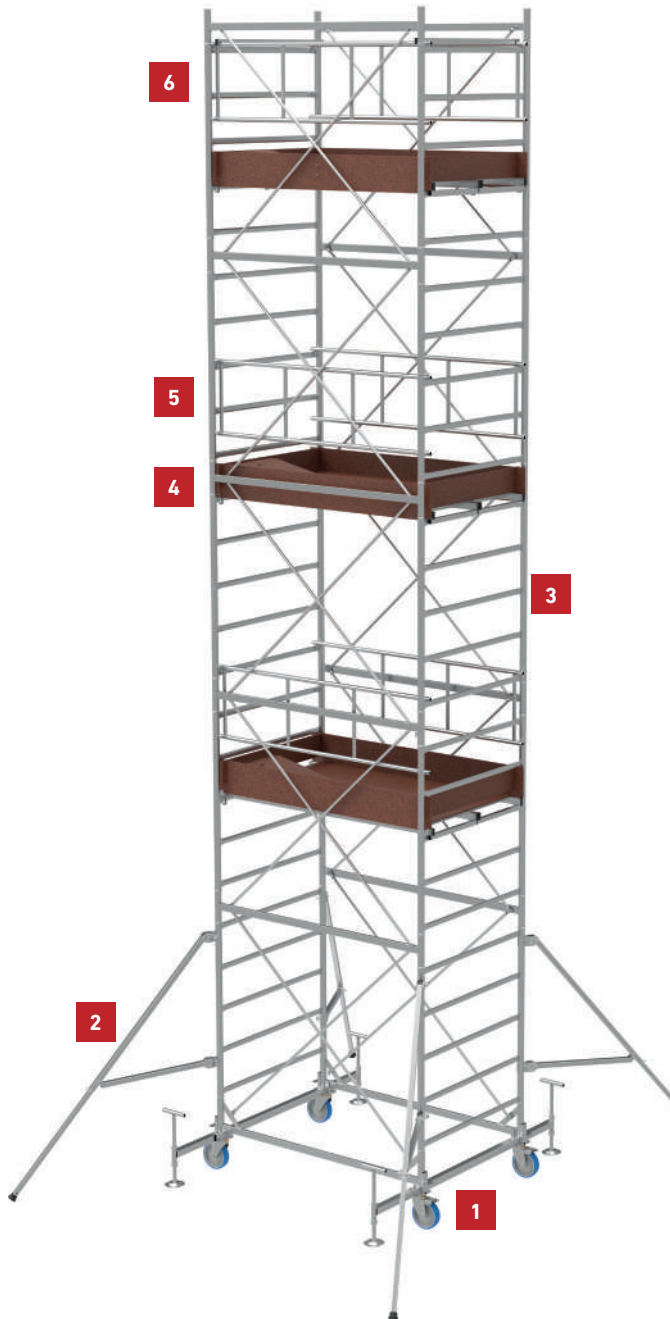


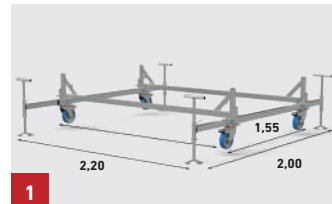


PONTI SU RUOTE A TORRE / ACCIAIO

# SYSTEM 120x200

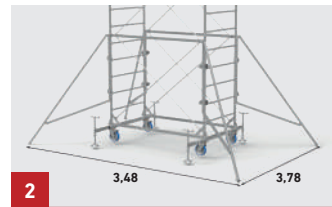


## + COMPONENTI



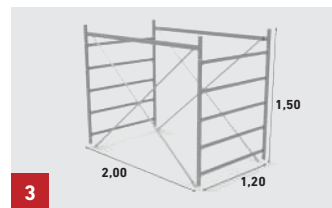
### BASE

**120x200**  
CODE 50009 / Kg 52 - Mc 0,20




### 4 STAFFE STABILIZZATRICI EN1004-1 CON GIUNTI

CODE 50006 / Kg 40 - Mc 0,03



### ALZATA TORRE M 1,50

**120x200**  
CODE 50010 / Kg 32 - Mc 0,19



### PIANO LAVORO RESINATO CON STRUTTURA IN ACCIAIO ZINCATO 120x200

CODE 50012 / Kg 41 - Mc 0,20



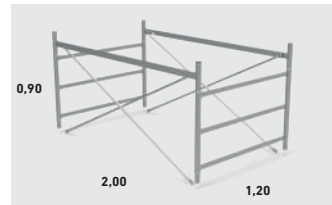
### PARAPETTO INTERMEDIO EN 1004-1

**/120x200**  
CODE 50174 / Kg 15 - Mc 0,10



### PARAPETTO FINALE EN 1004-1

CODE 50013 / Kg 15 - Mc 0,10



### OPTIONAL *Optional*

### ALZATA TORRE M 0,90

CODE 50011 / Kg 24 - Mc 0,14



### DIMENSIONI TORRE

m 1,20 x 2,00



### PARAPETTO INTERMEDIO DL81/08

CODE 50001 / Kg 4,4 - Mc 0,01