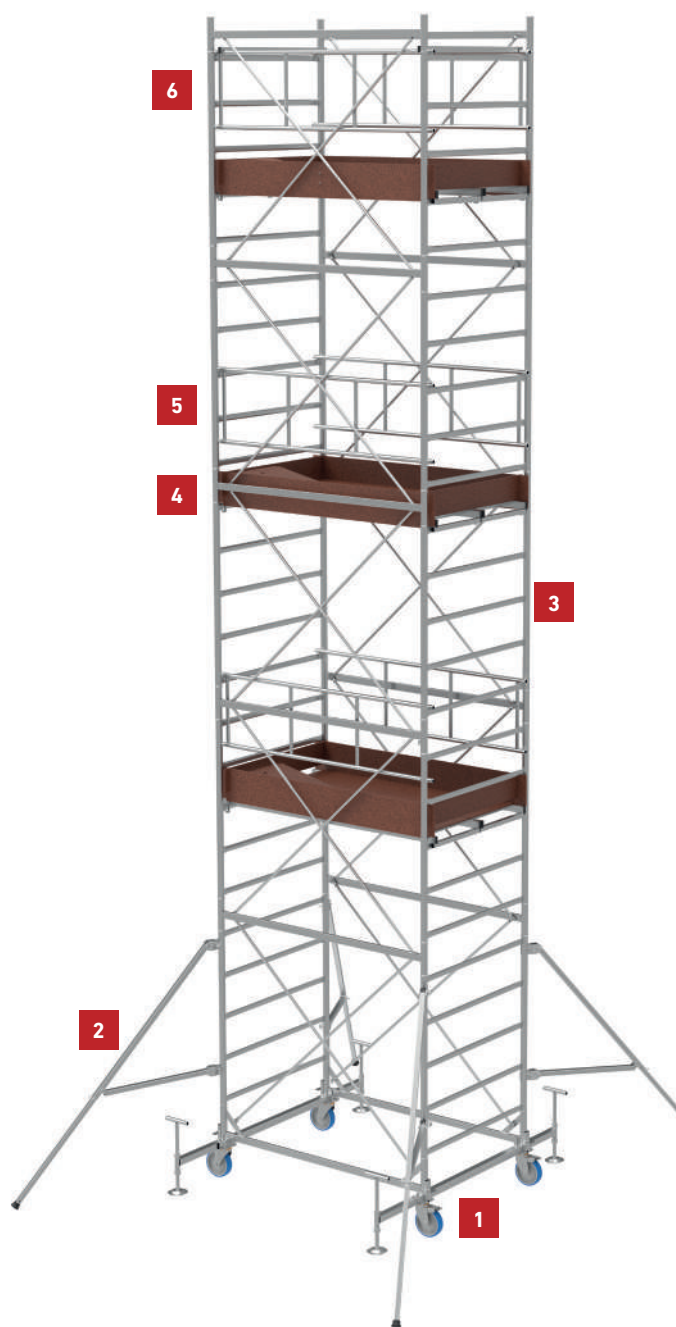


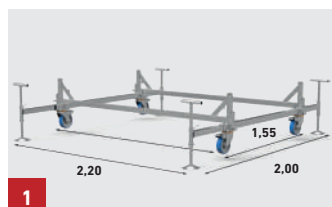


PONTI SU RUOTE A TORRE / ACCIAIO

# SYSTEM 120x200




## + COMPONENTI



### BASE

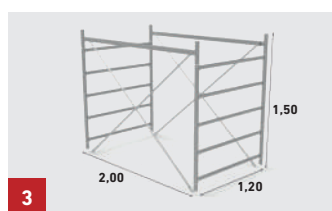
**120x200**

**CODE 50009** / Kg 52 - Mc 0,20



### 4 STAFFE STABILIZZATRICI EN1004-1 CON GIUNTI


**CODE 50006** / Kg 40 - Mc 0,03



### ALZATA TORRE M 1,50

**120x200**

**CODE 50010** / Kg 32 - Mc 0,19



### PIANO LAVORO RESINATO CON STRUTTURA IN ACCIAIO ZINCATO 120x200

**CODE 50012** / Kg 41 - Mc 0,20



### PARAPETTO INTERMEDIO EN 1004-1

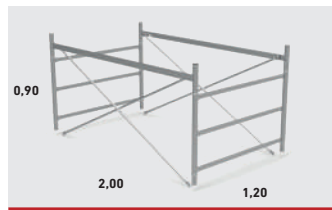
**/120x200**

**CODE 50174** / Kg 15 - Mc 0,10



### PARAPETTO FINALE EN 1004-1

**CODE 50013** / Kg 15 - Mc 0,10



**OPTIONAL** *Optional*

### ALZATA TORRE M 0,90

**CODE 50011** / Kg 24 - Mc 0,14



## DIMENSIONI TORRE

m 1,20 x 2,00



### PARAPETTO INTERMEDIO DL81/08

**CODE 50001** / Kg 4,4 - Mc 0,01